

DEPARTMENT OF ENVIRONMENT AND NATURAL RESOURCES
 Physical and Financial Accomplishment Monitoring Report
 2015 4TH QUARTER
 PENRO, Surigao del Norte

Code	Programs/Project/Activity (PPA)	Performance Indicators	PENRO/CENRO/ Municipality	PHYSICAL						FINANCIAL						Remarks/Justification for those activities with low and high percentage accomplishments		
				TARGET		ACCOMPLISHMENT				Allotment	Released	% (Amt. Released/Allotment*100)	Obligation	Disbursement	% Budget Utilization Rate (BUR)			
				Annual	This QTR	This QTR	To Date	% Accompl (To Month)	% Accompl (To Date)				To Date	To Date	To Date		Obligation/Allotment (16/12*100)	Disbursement / Obligation (18/16*100)
								8/7*100	9/5*100									
(1)	(2)	(3)	(4)	(5)	(7)	(8)	(9)	(10)	(11)	(12)	(13)	(14)	(16)	(18)	(19)	(20)	(21)	
	GENDER AND DEVELOPMENT		SURIGAO DEL NORTE							35,199,000			59,892.00	59,752.00	0.17	99.77		
			PENRO							19,193,000			31,130.00	30,990.00	0.16	99.55		
			SURIGAO City							16,006,000			28,762.00	28,762.00	0.18	100.00		
	A. Strengthening of GAD Focal Point ORGANIZATIONAL - FOCUSED	GAD Focal Points strengthened (no.)	Surigao del Norte	2	2	2	2	100	100									
	1. GAD IEC/Advocacy	GAD-IEC materials produced/ reproduced with exhibited bulletin board (no.)	PENRO	1	1	1	1	100	100									
			Surigao City	1	1	1	1	100	100									
	2. Installation/ strengthening of Women's	Women's Desk strengthened (no.)	Surigao del Norte	2	2	2	2	100	100	6,000.00								
			PENRO	1	1	1	1	100	100	3,000.00								
			Surigao City	1	1	1	1	100	100	3,000.00							GAD Focal Person of PENRO and CENRO Tubod attended GST on October 14-16, 2015 at the Provincial Capitol SDN.	
	3. Conduct/Attend GAD Assessment/Exposure Tour	GAD Assessment/ Exposure Tour conducted/attended (no.)	Surigao del Norte	1	1		1	0	100	15,000.00								
			PENRO	1	1		1	0	100									
	4. Conduct of GST, GRP and TOTAGA throughout the region	GST,GRP and TOTAGA conducted/attended (no.)	Surigao del Norte	2		2	2	100	100	60,000.00								
			PENRO	1		1	2	200	200	33,000.00							October 14-16, 2015	

DEPARTMENT OF ENVIRONMENT AND NATURAL RESOURCES
 Physical and Financial Accomplishment Monitoring Report
 2015 4TH QUARTER
 PENRO, Surigao del Norte

Code	Programs/Project/Activity (PPA)	Performance Indicators	PENRO/CENRO/Municipality	PHYSICAL						FINANCIAL						Remarks/Justification for those activities with low and high percentage accomplishments	
				TARGET		ACCOMPLISHMENT				Allotment	Released	% (Amt. Released/Allotment*100)	Obligation	Disbursement	% Budget Utilization Rate (BUR)		
				Annual	This QTR	This QTR	To Date	% Accomplishment (To Month)	% Accomplishment (To Date)				To Date	To Date	Obligation/Allotment (16/12*100)		Disbursement / Obligation (18/16*100)
								8/7*100	9/5*100								
(1)	(2)	(3)		(5)	(7)	(8)	(9)	(10)	(11)	(12)	(13)	(14)	(16)	(18)	(19)	(20)	(21)
	10. Institutionalization of Women's Month Celebration	GAD activities conducted/coordinated and attended (no.)	Surigao City	1		1	2		200	27,000.00							
			Surigao del Norte	2			4		200	24,000.00							
	11. Strengthening of External Linkages	GAD Meetings/Seminar attended/conducted (no.)	PENRO	1			2		200	14,000.00							
			Surigao City	1			2		200	10,000.00							
			Surigao del Norte	3		1	14		467	15,000.00							
			PENRO	2		1	9		450	8,000.00							
			Surigao City	1		1	9		900	7,000.00							
	CLIENT- FOCUSED Output 1	women concerns/issues are integrated/addressed in the plans based on gender-analysis results															
	2. Formulation of Management Plans for Biodiversity Conservation, Ecotourism & ICM		Surigao del Norte	1		1	1		100	150,000.00							
			PENRO	1		1	1		100	75,000.00							
			Surigao City							75,000.00							
	2.2 Wetland Mgt.Planning																
	Output 2	No. of men & women provided with opportunities to fully participate in DENR programs & projects															
	3. National Greening Program	Area developed by male & female															

DEPARTMENT OF ENVIRONMENT AND NATURAL RESOURCES
Physical and Financial Accomplishment Monitoring Report
2015 4TH QUARTER
PENRO, Surigao del Norte

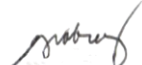
Code	Programs/Project/Activity (PPA)	Performance Indicators	PENRO/CENRO/ Municipality	PHYSICAL						FINANCIAL							Remarks/Justification for those activities with low and high percentage accomplishments
				TARGET		ACCOMPLISHMENT				Allotment	Released	% (Amt. Released/Allotment*100)	Obligation	Disbursement	% Budget Utilization Rate (BUR)		
				Annual	This QTR	This QTR	To Date	% Accompl (To Month)	% Accompl (To Date)				To Date	To Date	Obligation/Allotment (16/12*100)	Disbursement / Obligation (18/16*100)	
								8/7*100	9/5*100								
(1)	(2)	(3)		(5)	(7)	(8)	(9)	(10)	(11)	(12)	(13)	(14)	(16)	(18)	(19)	(20)	(21)
	3.1 Site Preparation, planting & mobilization of students, CSO, partner agencies/groups/ individuals (including Yr 1 Maintenance)	PO/IP members (ha.)	Surigao del Norte	1,341	1,341	1,156	952	86	71	-							
			PENRO	894	894	474	474	53	53	4,470,000.00							
			Surigao City	447	447	682	478	153	107	2,235,000.00							
	3.2 Seedling production	Seedlings produced/ procured by male & female program participants (no.)	Surigao del Norte	782,200			881,612		113	9,945,000.00							
			PENRO	237,000			281,892		119	6,630,000.00							
			Surigao City	545,200			599,720		110	3,315,000.00							
	3.3 Plantation Maintenance & Protection (Yr2-Yr3) (@4 has./job)		Surigao del Norte	2,460	2,460					6,061,000.00							
			PENRO	1,640	1,640	1,640	1,640	100	100	4,041,000.00							
			Surigao City	820	820	820	820	100	100	2,020,000.00							
			Dapa														
	3.4 Hiring of Extension Officers		Surigao del Norte	7	7	7	7	100	100	1,260,000.00							
			PENRO	5	5	5	5	100	100	900,000.00							
			Surigao City	2	2	2	2	100	100	360,000.00							
																	PENRO 2 Female/3 Male CENRO Tubod- 1 Male/1
	3.5 Jobs generation for seedling production, site preparation, maintenance & protection(no.)	-sex disaggregated data on jobs generated (no.)	Surigao del Norte	674	310		842	0	125								
			PENRO	449	207		421	0	94								
			Surigao City	225	103		421	0	187								
			Dapa														
	5. Land Disposition	Female & male issued with patents (no.)	Surigao del Norte	750	205	403	675	197	90	837,000.00							
	5.1 Residential Free Patent		PENRO	250	137	136	225	99	90	558,000.00							
			Surigao City	500	68	267	450	393	90	279,000.00							

DEPARTMENT OF ENVIRONMENT AND NATURAL RESOURCES
 Physical and Financial Accomplishment Monitoring Report
 2015 4TH QUARTER
 PENRO, Surigao del Norte


Code	Programs/Project/Activity (PPA)	Performance Indicators	PENRO/CENRO/Municipality	PHYSICAL						FINANCIAL						Remarks/Justification for those activities with low and high percentage accomplishments		
				TARGET		ACCOMPLISHMENT				Allotment	Released	% (Amt. Released/Allotment*100)	Obligation	Disbursement	% Budget Utilization Rate (BUR)			
				Annual	This QTR	This QTR	To Date	% Accomplishment (To Month)	% Accomplishment (To Date)				To Date	To Date	Obligation/Allotment (16/12*100)		Disbursement / Obligation (18/16*100)	
								8/7*100	9/5*100									
(1)	(2)	(3)	(4)	(5)	(7)	(8)	(9)	(10)	(11)	(12)	(13)	(14)	(16)	(18)	(19)	(20)	(21)	
	7. Habitat Protection	<i>-sex disaggregated data of male & female involved in habitat protection (no.)</i>																
	7.1 PAMB operationalization		Surigao del Norte	10	3	2	8	67	80	420,000.00								
			PENRO	5	1	1	5	100	100	280,000.00								Execom- 9 Female/17 male
			Surigao City	4	2	1	4	50	100	140,000.00								EnBanc - 94 Male/38 Female
	7.2 Engagement of Biodiversity Brigades/volunteers		Surigao del Norte	11	11	11	11	100	100	400,000.00								
			PENRO	11	11	11	11	100	100	67,000.00								1 Female
		Surigao City							33,000.00								10 Male	

Prepared by and Reviewed by:



 IMELDA P. BONCAROS
 PENRO Planning Officer II


 CHRISTI J. SOBRECARAY
 Accountant III

Approved by:


 JOSEFINA M. AUXTERO
 Chief for Management Services

For and in the absence of the PENR Officer:


 RANULFO L. CLIMACO
 DMO V/Chief for Technical Services Division