


(1)	(2)	(3)	(4)	PHYSICAL						FINANCIAL						Remarks/Justification for those activities with low and high percentage accomplishment			
				TARGET		ACCOMPLISHMENT				Allotment	Released	% (Amt. Released /Allotment*100)	Obligation		Disbursement		% Budget Utilization Rate (BUR)		
				Annual	This QTR	This QTR	To Date	% Accompl (This Month)	% Accompl (To Date)				To Date	To Date	Obligation/Allotment (16/12*100)		Disbursement/Obligation (18/16*100)		
								8/7*100	9/5*100										
(5)	(7)	(8)	(9)	(10)	(11)	(12)	(13)	(14)	(16)	(18)	(19)	(20)	(21)						
2	Seedling Production	NO. of Seedlings produced/procured (no.)	Alegria	42	21	42	42	200	100	9,945,000.00			9,945,000.00	9,945,000.00	100	100			
			Mainit	51	25	51	51	204	100										
			Surigao del Norte	782,200			881,612		113										
			District I	237,000			281,892		119										
			CENRO Dapa	237,000			281,892		119										
			Socorro	237,000			281,892		119										
			District II	545,200			599,720		110										
			CENRO Surigao City	545,200			599,720		110										
			Sison	89,500			98,450		110										
			Tagana-an	60,000			66,000		110										
			Malimono	395,700			435,270		110										
			2.1 Timber	Surigao del Norte	248,000			272,800										110	
			District II	248,000			272,800		110										
			CENRO Surigao City	248,000			272,800		110										
			Malimono	248,000			272,800		110										
			- Karihatag	8,000			8,800		110										
			- Pili	139,000			152,900		110										
			- Cantapoy	101,000			111,100		110										
2.3 Coffee	Surigao del Norte	289,000			317,900		110												
District II	289,000			317,900		110													
CENRO Surigao City	289,000			317,900		110													
Sison	89,500			98,450		110													
Malimono	139,500			153,450		110													
Tagana-an	60,000			66,000		110													
3.1	Site Preparation Including hauling, hole digging, etc.	Site Prepared (has.)	2.11 Bamboo	Surigao del Norte	8,200			9,020		110	5,337,000.00			4,578,697.74	4,424,602.63	86	97		
			District II	8,200			9,020		110										
			CENRO Surigao City	8,200			9,020		110										
			Malimono	8,200			9,020		110										
			2.15 Indigenous	Surigao del Norte	237,000			237,000		100									
			District I	237,000			237,000		100										
			CENRO Dapa	237,000			237,000		100										
			Socorro	#####			237,000		100										
			Surigao del Norte	1341	800		1341		100										
			District I	474	337		474		100										
			CENRO Dapa	474	337		474		100										
			Socorro	474	337		474		100										
District II	867	463	674	867	146	100													
CENRO Surigao City	867	463	674	867	146	100													
Sison	179	120	254	179	212	100													
Malimono	568	268	286	568	107	100													
Tagana-an	120	75	134	120	179	100													


Code	Programs/Project/Activity (PPA)	PERFORMANCE INDICATORS	PROVINCE/MUNICIPALITY	PHYSICAL						FINANCIAL						Remarks/Justification for those activities with low and high percentage accomplishment			
				TARGET		ACCOMPLISHMENT				Allotment	Released	% (Amt. Released /Allotment *100)	Obligation		Disbursement		% Budget Utilization Rate (BUR)		
				Annual	This QTR	This QTR	To Date	% Accompl (This Month) 8/7*100	% Accompl (To Date) 9/5*100				To Date	To Date	Obligation/Allotment (16/12*100)		Disbursement/Obligation (18/16*100)		
																		(5)	(7)
(1)	(2)	(3)	(4)	(5)	(7)	(8)	(9)	(10)	(11)	(12)	(13)	(14)	(16)	(18)	(19)	(20)	(21)		
	(4 ha/job)		CENRO Dapa	117			305		261										
			District II	218	66	65	528	98	242										
			CENRO Surigao City	218	66	65	528	98	242										
	Congressional Request																		
	1. Site Assessment		Surigao del Norte	200		200	200		100										
			District I	200		200	200		100										
			CENRO Dapa	200		200	200		100										
			Del Carmen	200		200	200		100										
	2. Seedling Production -Cacao		Surigao del Norte	60,000			72,000		120										
			District I	60,000			72,000		120										
			CENRO Dapa	60,000			72,000		120										
			Del Carmen	60,000			72,000		120										
	3. Site Preparation, planting & mobilization of students, civil society, org'n, partner agencies/groups/individuals																		
	3.a. Site preparation including hauling, hole digging. Etc		Surigao del Norte	200			200		100										
			District I	200			200		100										
			CENRO Dapa	200			200		100										
			Del Carmen	200			200		100										
	3.b. Mobilization of students, civil organizations, partner agencies/groups/individual prior to tree planting-SOCMOB		Surigao del Norte	200			200		100										
			District I	200			200		100										
			CENRO Dapa	200			200		100										
			Del Carmen	200			200		100										
	4. Plantation Maintenance & Protection Y1 (CY 2014)		Surigao del Norte	200			200		100										
			District I	200			200		100										
			CENRO Dapa	200			200		100										
			Del Carmen	200			200		100										
	5. Hiring of Forest Extension Officers		Surigao del Norte	1			1		100										
			District I	1			1		100										
			CENRO Dapa	1			1		100										
	6. Project Monitoring & Supervision		Surigao del Norte	1															
			District I	1															
			CENRO Dapa	1															

Prepared by and Reviewed by:


IMELDA P. BONCAROS
 PENRO Planning Officer II


CHRISTIL J. SOBRECARAL
 Accountant III

Approved by:


JOSEFINA M. AUXTERO
 Chief for Management Services

For and in the absence of the PENR Officer:

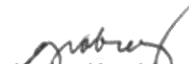

RANULFO L. CLIMACO
 DMO V/Chief for Technical Services Division

Code	Programs/Project/Activity (PPA)	PERFORMANCE INDICATORS	PROVINCE/MUNICIPALITY	PHYSICAL						FINANCIAL						Remarks/Justification for those activities with low and high percentage accomplishments			
				TARGET		ACCOMPLISHMENT				Allotment	Released	% (Amt. Released/Allotment*100)	Obligation		Disbursement		% Budget Utilization Rate (BUR)		
				Annual	This QTR	This QTR	To Date	% Accomp (This Month)	% Accomp (To Date)				To Date	To Date	Obligation/Allotment (16/12*100)		Disbursement/Obligation (18/16*100)		
								8/7*100	9/5*100										
(1)	(2)	(3)	(4)	(5)	(7)	(8)	(9)	(10)	(11)	(12)	(13)	(14)	(16)	(18)	(19)	(20)	(21)		
4	Disposition of Land Cases	Cases resolved/decided (no.)	Surigao del Norte PENRO	5	2	6	120	25,000.00					7,193.00	3,173.00	29	44	Targets based on Catch-up Plan 2015		
	Resolution of Land Dispute/Cases			3	2	3	100	15,000.00					7,193.00	3,173.00	48	44			
			Surigao City	2	2	3	150	10,000.00											
5	Data Capture/Computerization of Land Records under Land Records Management		Surigao del Norte PENRO					339,000.00					85,418.00	68,738.00	25	80			
			Surigao City					224,000.00					39,520.00	26,660.00	18	67			
								115,000.00					45,898.00	42,078.00	40	92			
5.1	Full operationalization and maintenance of LAMS/LAMSLITE	LAMS/LAMSLITE operationalized & maintained (no.)	Surigao del Norte PENRO	2	2	2	2	100	100	44,000.00									
			Surigao City	1	1	1	1	100	100	29,000.00									
				1	1	1	1	100	100	15,000.00									
5.2	Records Validation & Correction																		
	- Validation of Encoded Data	encoded data validated (no.)	Surigao del Norte PENRO	4,877	801	1,444	6,454	180	132	44,000.00									
			Surigao City	3,251	567	4,203	0	129	28,000.00										
				1,626	234	1,444	2,251	617	138	16,000.00									
		-survey records (plans/maps/lot data computations-parcel/survey envelope) -PLA (carpetas)																	
	Disaggregated Data on Patentees	Female & male issued with patents (no.)	Surigao del Norte PENRO	754	330	204	640	62	85				4,000.00	4,000.00		100			
			Surigao City	250	109	102	191	94	76				4,000.00	4,000.00		100			
				504	221	102	449	46	89										
	BUDGETARY IMPOSITIONS																		
1	Fixed Expenditures		Surigao del Norte PENRO							265,000.00			216,759.87	204,121.14	82	94			
			Surigao City							183,000.00			148,140.67	135,501.94	81	91			
										82,000.00			68,619.20	68,619.20	84	100			
2	Contingency Fund		Surigao del Norte PENRO							104,000.00									
			Surigao City							69,000.00									
										35,000.00									
3	Other Mandatory		Surigao del Norte PENRO							2,000.00			1,000.00	1,000.00	50	100			
			Surigao City							1,000.00			1,000.00	1,000.00	100	100			
										1,000.00			1,000.00	1,000.00	100	100			


Code	Programs/Project/Activity (PPA)	PERFORMANCE INDICATORS	PROVINCE/MUNICIPALITY	PHYSICAL						FINANCIAL						Remarks/Justification for those activities with low and high percentage accomplishments	
				TARGET		ACCOMPLISHMENT				Allotment	Released	% (Amt. Released/Allotment*100)	Obligation	Disbursement	% Budget Utilization Rate (BUR)		
				Annual	This QTR	This QTR	To Date	% Accomp (This Month)	% Accomp (To Date)				To Date	To Date	Obligation/Allotment (16/12*100)		Disbursement/Obligation (18/16*100)
								8/7*100	9/5*100								
(1)	(2)	(3)	(4)	(5)	(7)	(8)	(9)	(10)	(11)	(12)	(13)	(14)	(16)	(18)	(19)	(20)	(21)

Prepared by and Reviewed by:



ALMA S. ARCIGA
 PENRO Planning Officer III


CHRISTI J. SOBRECARAY
 Accountant III

Approved by:


JOSEFINA M. AUXTERO
 Chief for Management Services

For and in the absence of the PENR Officer:


RANULFO L. CLIMACO
 BMO V/Chief for Technical Services Division

DEPARTMENT OF ENVIRONMENT AND NATURAL RESOURCES
 Physical and Financial Accomplishment Monitoring Report
 2015 4TH QUARTER
 PENRO, Surigao del Norte

Code	Programs/Project/Activity (PPA)	PERFORMANCE INDICATORS	PROVINCE/ MUNICIPALITY	PHYSICAL						FINANCIAL						Remarks/Justification for those activities with low and high percentage accomplishments		
				TARGET		ACCOMPLISHMENT				Allotment	Released	% (Amt. Released/ Allotment *100)	Obligation	Disbursement	Budget Utilization Rate (BUR)			
				Annual	This QTR	This QTR	To Date	% Accompl (This QTR)	% Accompl (To Date)				To Date	To Date	Obligation/Allotment (16/12*100)		Disbursement/Obligation	
				(5)	(7)	(8)	(9)	8/7*100	9/5*100				(12)	(13)	(14)		(16)	(18)
(1)	(2)	(3)	(4)	(5)	(7)	(8)	(9)	(10)	(11)	(12)	(13)	(14)	(16)	(18)	(19)	(20)	(21)	
A.03.d1	Protected Areas Development and Management		Surigao del Norte PENRO Surigao City Dapa							2,830,000.00			2,463,621.26	1,813,055.19	87	74		
										334,000.00			250,875.08	238,734.08	75	95		
										930,000.00			690,882.03	651,073.84	74	94		
										1,566,000.00			1,521,864.15	923,247.27	97	61		
	I. Management of Protected Areas		Surigao del Norte PENRO Surigao City Dapa							1,050,000.00			849,416.19	552,078.96	81	65		
										88,000.00			75,608.08	72,768.08	86	96		
	A. PA Habitat Protection									292,000.00			232,708.11	210,403.15	80	90		
										670,000.00			541,100.00	268,907.73	81	50		
	A.1	Operationalization/Strengthening of PAMBs	Approved PAMB resolution adopting the recommended actions/endorsed to BMB (no.)	Surigao del Norte PENRO PASu Dapa SIPLAS Surigao City SWRR	10	3	3	10	100	100	420,000.00			263,217.08	252,524.81	63	96	
					6	2	2	6	100	100	42,000.00			31,927.08	31,927.08	76	100	Targets based on Catch-up Plan 2015
				4	1	1	4	100	100	270,000.00			231,290.00	220,597.73	86	95		
				4	1	1	4	100	100	108,000.00			108,000.00	108,000.00				
A.2	Brigade	Biodiversity brigades/volunteers engaged (no./ha) SIPLAS-11 volunteers	Surigao del Norte PENRO PASu Dapa SIPLAS	11/13,226	11/13,226	11/13,226	11/13,226	100	100	400,000.00			309,810.00	48,310.00	77	16		
				11/13,226	11/13,226	11/13,226	11/13,226	100	100	400,000.00			309,810.00	48,310.00	77	16		
A.3	Advocacy	Conduct of Community Consultation/Fora in Barangays within PA Note: SWRR (1,600 fans)	Surigao del Norte PENRO Surigao City SWRR	4			5		125	60,000.00			54,350.00	34,420.01	91	63	1. Brgy. Ima, Sison (2)	
				4			5		125	6,000.00			4,520.00	3,000.00	75	66	2. Mat-I, SC	
				4			5		125	54,000.00			49,830.00	31,420.01	92	63	3. Mangtangale, San Francisco	
				1,600			1600		100	40,000.00			39,385.06	36,294.25	98	92	4. Jubgan, San Francisco	
				1,600			1600		100	40,000.00			39,385.06	36,294.25	98	92	5. Cagtina-e, Malimono	
A.6	Establishment of BMS Stations/Sites	BMS stations/sites established (no.)	Surigao del Norte PENRO Surigao City SWRR	2	2		2		100	100,000.00			45,493.05	44,048.89	45	97		
										10,000.00			10,000.00	9,360.00	100	94		
				2	2		2		100	90,000.00			35,493.05	34,688.89	39	98		
A.7	Conduct of Biodiversity Monitoring System (BMS)	BMS conducted and results presented to PAMB (no.)	Surigao del Norte PENRO PASu Dapa SIPLAS	1	1	1	1	100	100	300,000.00			297,394.00	243,308.45	99	82		
				1	1	1	1	100	100	30,000.00			29,161.00	28,481.00	97	98		
				1	1	1	1	100	100	270,000.00			268,233.00	214,827.45	99	80		
	III. Ecotourism Development																	
C.	Site Development																	

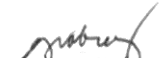
Code	Programs/Project/Activity (PPA)	PERFORMANCE INDICATORS	PROVINCE/ MUNICIPALITY	PHYSICAL						FINANCIAL						Remarks/Justification for those activities with low and high percentage accomplishments	
				TARGET		ACCOMPLISHMENT				Allotment	Released	% (Amt. Released/ Allotment *100)	Obligation	Disbursement	Budget Utilization Rate (BU)		
				Annual	This QTR	This QTR	To Date	% Accompl (This	% Accompl (To Date)				To Date	To Date	Obligation/Allotment (16/12*100)		Disbursement/ Obligation
								8/7*100	9/5*100								
(1)	(2)	(3)	(4)	(5)	(7)	(8)	(9)	(10)	(11)	(12)	(13)	(14)	(16)	(18)	(19)	(20)	(21)
1	Perimeter Fencing of PASu Office	PASu Officed fenced (no.)	Surigao del Norte PENRO PASu Dapa SIPLAS	1						600,000.00							Awarded to ATP Builders for Contract signing of INFRA projects
				1						600,000.00							
2	Establishment PA/Tourism Assistance Center	PA/Assistance Center established (no.)	Surigao del Norte PENRO PASu Dapa SIPLAS	1						2,000,000.00			25,000.00	25,000.00	1	100	
				1						2,000,000.00			25,000.00	25,000.00	1	100	
3	Provision of Facilities & Equipment for Community-Based Ecotourism project at Pilar, SDN	Ecotourism Facilities & Equipment provided (no.)	Surigao del Norte PENRO PASu Dapa SIPLAS							900,000.00			402,872.00	159,812.00	45	40	-do-
				2	2					400,000.00							
		- monitoring tower		5						250,000.00			235,000.00				
		- fiber glass coated boat		8			8		100	120,000.00			110,000.00	110,000.00			
		- hand held radio w/ base		1			1		100	80,000.00			57,872.00	49,812.00			
		- spotting scope		2			2		100	50,000.00							
		- Binoculars															
4	Maintenance of PA Facilities	PA facilities maintained (no.)	Surigao del Norte PENRO PASu Dapa SIPLAS	4	4					200,000.00			31,107.00	31,090.00	16	100	
		- Mangrove View Deck & PA Monitoring Stations		4	4					200,000.00			31,107.00	31,090.00	16	100	
IV	Cave Management		Surigao del Norte PENRO Surigao City PASu Dapa SIPLAS							410,000.00			358,645.16	351,098.35	87	98	
										35,000.00			25,378.00	18,637.00	73	73	
										375,000.00			333,267.16	332,461.35	89	100	
C	Cave Mangement Implemntation in partnership with stakeholders	Classified caves managed with partners (no.)	Surigao del Norte PENRO Surigao City Buenavista Cav Silop Caves	2	2		2	0	100	200,000.00			100,378.00	99,978.00			
				2	2		2	0	100	20,000.00			10,378.00	9,978.00			
		-MOA forged & progress report submitted to BMB		1	1		1	0	100	90,000.00			90,000.00	90,000.00			
				1	1		1	0	100	90,000.00			90,000.00	90,000.00			
E	Support to National Cave Congress	TA provided in the conduct of National Cave Summit/Congress conducted (no.)	Surigao del Norte PENRO Surigao City	1			1		100	210,000.00			168,267.16	161,120.35			
				1			1		100	15,000.00			15,000.00	8,659.00			
										195,000.00			153,267.16	152,461.35			
V	Wetland Conservation		Surigao del Norte PENRO PASu Dapa San Mateo Marshland Titikan Lake	2			2		100	200,000.00			199,091.00	184,485.06	100	93	
		Inland wetland assessed with reports reviewed and endorsed to BMB (no.)								20,000.00			20,000.00	17,440.00	100	87	
A	Wetland Assessment									180,000.00			179,091.00	167,045.06	99	93	
				1			1		100	90,000.00							
				1			1		100	90,000.00							
B	Wetland Management Planning	Inland wetland Mgt. Plans prepared &	Surigao del Norte PENRO	1	1					150,000.00			51,373.00	48,450.88	34	94	
										15,000.00			13,013.00	13,013.00	87	100	

Code	Programs/Project/Activity (PPA)	PERFORMANCE INDICATORS	PROVINCE/ MUNICIPALITY	PHYSICAL						FINANCIAL						Remarks/Justification for those activities with low and high percentage accomplishments				
				TARGET		ACCOMPLISHMENT				Allotment	Released	% (Amt. Released/ Allotment *100)	Obligation	Disbursement	Budget Utilization Rate (BU)					
				Annual	This QTR	This QTR	To Date	% Accompl (This	% Accompl (To Date)				To Date	To Date	Obligation/Allotment (16/12*100)		Disbursement/ Obligation			
								8/7*100	9/5*100											
(1)	(2)	(3)	(4)	(5)	(7)	(8)	(9)	(10)	(11)	(12)	(13)	(14)	(16)	(18)	(19)	(20)	(21)			
VI A 2 3	Establishment/Management of Critical Habitats Establishment of Critical Habitat <i>GAD Mainstreamed activity</i> Inclusion of Gender Concerns in the formulation of Management Plan for Cave Management; Wetland Management & Critical Habitat Support to GAD Focal Point System Conduct GST, GRP, TOFFGA	approved by stakeholders endorsed to BMB (no.)	PASu Dapa Jaboy Marsh	1	1						135,000.00			38,360.00	35,437.88	28	92	The consultant already submitted his resume and Terms of Reference. Activity will commence on November Habitat site assessment was already conducted, DAO was already drafted and CSW was already prepared ready for submission to RO		
		CSW with draft DAO recommending critical habitats submitted to the Secretary through BMB (no.)	Surigao del Norte PENRO CENRO Surigao Mainit (Rafflesia)	1		1	1		100	149,000.00	14,000.00			41,280.00	29,530.00	28	72			
		Gender-sensitive Management Plan formulated (no.)	Surigao del Norte PENRO Surigao City Pasu Dapa	1		1	1		100	135,000.00	14,000.00			41,280.00	29,530.00	0	#DIV/0!			
			Surigao del Norte PENRO Surigao City Pasu Dapa							200,000.00	100,000.00									72
			Surigao del Norte PENRO Surigao City Pasu Dapa							100,000.00	100,000.00									
			Surigao del Norte PENRO Surigao City Pasu Dapa							18,000.00	6,000.00				7,638.00	7,218.00	42		95	
			Surigao del Norte PENRO Surigao City Pasu Dapa							6,000.00	6,000.00				1,876.00	1,876.00	31		100	
			Surigao del Norte PENRO Surigao City Pasu Dapa							6,000.00	6,000.00				5,762.00	5,342.00	96		93	
			Surigao del Norte PENRO Surigao City Pasu Dapa							15,000.00	5,000.00									
			Surigao del Norte PENRO Surigao City Pasu Dapa							5,000.00	5,000.00									
8 1 2 3	Conduct/attend GAD Planning Year End Assessment/Exposure Tour BUDGETARY IMPOSITIONS Fixed Expenditures Contingency Fund Other Mandatory	GAD Planning Year-end Assessment/Exposure Tour attended/conducted (no.)	Surigao del Norte PENRO Surigao City Pasu Dapa							3,000.00										
			Surigao del Norte PENRO Surigao City Pasu Dapa							1,000.00										
			Surigao del Norte PENRO Surigao City Pasu Dapa							1,000.00										
			Surigao del Norte PENRO Surigao City Pasu Dapa							1,000.00										
			Surigao del Norte PENRO Surigao City Pasu Dapa							256,000.00					228,965.91	209,464.49	89	91		
			Surigao del Norte PENRO Surigao City Pasu Dapa							115,000.00					115,000.00	115,000.00	100	100		
			Surigao del Norte PENRO Surigao City Pasu Dapa							79,000.00					77,864.76	73,337.34	99	94		
			Surigao del Norte PENRO Surigao City Pasu Dapa							62,000.00					36,101.15	21,127.15	58	59		
			Surigao del Norte PENRO Surigao City Pasu Dapa							125,000.00										
			Surigao del Norte PENRO Surigao City Pasu Dapa							41,000.00										
	Surigao del Norte PENRO Surigao City Pasu Dapa							42,000.00												
	Surigao del Norte PENRO Surigao City Pasu Dapa							42,000.00												
	Surigao del Norte PENRO Surigao City Pasu Dapa							2,000.00												
	Surigao del Norte PENRO Surigao City Pasu Dapa							1,000.00												
	Surigao del Norte PENRO Surigao City Pasu Dapa							1,000.00												


Code	Programs/Project/Activity (PPA)	PERFORMANCE INDICATORS	PROVINCE/ MUNICIPALITY	PHYSICAL						FINANCIAL						Remarks/Justification for those activities with low and high percentage accomplishments	
				TARGET		ACCOMPLISHMENT				Allotment	Released	% (Amt. Released/ Allotment *100)	Obligation	Disbursement	Budget Utilization Rate (BU)		
				Annual	This QTR	This QTR	To Date	% Accompl (This	% Accompl (To Date)				To Date	To Date	Obligation/Allotment (16/12*100)		Disbursement/Obligation
								8/7*100	9/5*100								
(1)	(2)	(3)	(4)	(5)	(7)	(8)	(9)	(10)	(11)	(12)	(13)	(14)	(16)	(18)	(19)	(20)	(21)

Prepared by and Reviewed by:



IMELDA P. BONCAROS
 PENRO Planning Officer II


CHRISTI J. SOBRECARAY
 Accountant III

Approved by:


JOSEFINA M. AUXTERO
 Chief for Management Services

For and in the absence of the PENR Officer:

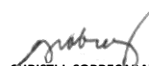

RANULFO L. CLIMACO
 DMO V/Chief for Technical Services Division

DEPARTMENT OF ENVIRONMENT AND NATURAL RESOURCES
 Physical and Financial Accomplishment Monitoring Report
 2015 4TH QUARTER
 PENRO, Surigao del Norte


Code	Programs/Project/Activity (PPA)	PERFORMANCE INDICATORS	PROVINCE/MUNICIPALITY	PHYSICAL						FINANCIAL						Remarks/Justification for those activities with low and high percentage accomplishments	
				TARGET		ACCOMPLISHMENT				Allotment	Released	% (Amt. Released/Allotment*100)	Obligation	Disbursement	% Budget Utilization Rate (BUR)		
				Annual	This QTR	This QTR	To Date	% Accomplishment (To Month)	% Accomplishment (To Date)						Obligation/Allotment (16/12*100)		Disbursement/Obligation (18/16*100)
								8/7*100	9/5*100				To Date	To Date			
(1)	(2)	(3)	(4)	(5)	(7)	(8)	(9)	(10)	(11)	(12)	(13)	(14)	(16)	(18)	(19)	(20)	(21)
A.03.d.2	Protection of Protected Areas, Wildlife, Coastal and Marine Resources/Areas		Surigao del Norte PENRO Surigao City							41,000.00			30,287.00	30,287.00	74	100	*Based on October 30, 2015 Financial Report
										11,000.00			4,790.00	4,790.00	44	100	
	Conservation and Protection of Wildlife																
1	Annual Waterfowl	Annual Waterfowl census conducted (no.)	Surigao del Norte PENRO Surigao City Lake Mainit-SDN Side	1			1		100	30,000.00			26,787.00	26,787.00	89	100	
				1			1		100	3,000.00			2,790.00	2,790.00	93	100	
										27,000.00			23,997.00	23,997.00	89	100	
	BUDGETARY IMPOSITIONS																
1	Fixed Expenditures		Surigao del Norte PENRO Surigao City							8,000.00			3,500.00	3,500.00	44	100	
										6,000.00			2,000.00	2,000.00	33	100	
										2,000.00			1,500.00	1,500.00	75	100	
2	Contingency Fund		Surigao del Norte PENRO Surigao City							2,000.00							
										1,000.00							
										1,000.00							
3	Other Mandatory		Surigao del Norte PENRO Surigao City							1,000.00							
										1,000.00							

Prepared by and Reviewed by:



 IMELDA P. BONCAROS
 PENRO Planning Officer II


 CHRISTI J. SOBRECAMAY
 Accountant III

Approved by:


 JOSEFINA M. AUXTERO
 Chief for Management Services

For and in the absence of the PENR Officer:


 RAULO L. CLIMACO
 DMO V/Chief for Technical Services Division