


**PHYSICAL AND FINANCIAL PERFORMANCE FOR CY 2016  
PENRO Surigao del Norte**

Activities/Projects (P/A/Ps)	Performance Indicators	Province/Municipality	PHYSICAL PERFORMANCE			FINANCIAL PERFORMANCE					Remarks(to include justification on low performance) 11
			Annual Target	Accom	% Accom 5=(4/3)*100	Allotment	Obligation	Disbursement	% Budget Utilization Rate		
									Obligation BUR 9=(7/6)*100	Disbursement BUR 10=(8/7)*100	
(1)	(2)		(3)	(4)	(5)	(6)	(7)	(8)	(9)	(10)	(11)
<b>MFO 3 Ecosystem Regulation Services</b>											
<b>A.03.g Enforcement of Laws, Rules &amp; Regulation</b>											
<b>A.03.g.1 Permit Issuance and Monitoring of Forest and Forest Resource Use</b>											
<b>A. Forest Products Utilization &amp; Land Use Regulation</b>											
1. Review, assessment and monitoring of compliance to existing agreements & permits	tenurial instruments monitored (no.)	<b>Surigao del Norte</b>				<b>451,000</b>	<b>451,000.00</b>	<b>241,360.98</b>	<b>100</b>	<b>54</b>	
		PASU SIPLAS				239,000.00	239,000.00	136,151.75	100	57	
		PENRO				212,000.00	212,000.00	105,209.23	100	50	
		CENRO TUBOD				360,000.00	360,000.00	235,386.81	100	65	
		<b>Surigao del Norte</b>				<b>502,000</b>					
		PASU SIPLAS				264,000					
		PENRO				49,000					
		CENRO TUBOD				189,000					
a. IFMA	IFMA holders (no.)										
b. SIFMA	SIFMA holders (no.)										
c. Rattan	rattan holders (no.)										
	CTPO (no.)										
d. CTPO		<b>Surigao del Norte</b>	<b>1</b>	<b>2</b>	<b>200</b>	<b>1,000</b>					
		CENRO Tubod	1	2	200	1,000					
e. CBFM PO	CBFMA Holders (no)	<b>Surigao del Norte</b>	<b>11</b>	<b>6</b>	<b>55</b>	<b>11,000</b>					
		CENRO Tubod	11	6	55	11,000					
2. CSC Assessment	CSCs assessed with categorical recommendation (no.)	<b>Surigao del Norte</b>	<b>490</b>	<b>347</b>	<b>71</b>	<b>490,000</b>	<b>356,721.29</b>	<b>237,070.38</b>	<b>73</b>	<b>66</b>	
		PASU SIPLAS	280	280	100	49,000	49,000.00	17,680.00			

Activities/Projects (P/A/Ps)	Performance Indicators	Province/Municipality	PHYSICAL PERFORMANCE			FINANCIAL PERFORMANCE					Remarks(to include justification on low performance) 11
			Annual Target	Accom	% Accom 5=(4/3)*100	Allotment	Obligation	Disbursement	% Budget Utilization Rate		
									Obligation BUR 9=(7/6)*100	Disbursement BUR 10=(8/7)*100	
(1)	(2)		(3)	(4)	(5)	(6)	(7)	(8)	(9)	(10)	(11)
		CENRO Tubod	210	268	128	252,000	252,000.00	168,482.61			
<b>B. Implementation of the Regional Forest Protection Plan</b>											
<b>Protection of Untenured Forestlands &amp; 2011-2012 NGP Plantations</b>											
<p><i>Menu 2. Improve infrastructures &amp; institutional support in investigation &amp; filing of information and/or criminal complaints and prosecution of forestry cases</i></p> <p><i>2.1 Improvement &amp; support to Forest Products Monitoring Stations &amp; Assistance Center</i></p> <p><i>2.5 Maintenance of e-database of apprehended/confiscated forest products and cases filed</i></p> <p><i>Menu 3. Active Involvement of forest communities and other stakeholders in forest protection &amp; law enforcement undertakings</i></p> <p><i>3.2 Activate/revitalize MFPCs, individuals &amp; group volunteers for Deputation as S/DENROs to MFPCs, and other support groups</i></p> <p><i>Menu 8. Barcoding of Color Coded SMF &amp; other transport</i></p>	<p>forest products monitoring station &amp; assistance center maintained (no.)</p> <p>e-database of forest products confiscations and cases filed maintained (no.)</p> <p>MFPC/group strengthened (no.)</p> <p>wifi-internet acquired (no.)</p>	<b>Surigao del Norte</b>				<b>240,000</b>					
		PENRO				120,000					
		CENRO Tubod				70,000					
		PASu SIPLAS				50,000					
		<b>Surigao del Norte</b>	<b>33,639</b>	<b>33,639</b>	<b>100</b>						
		CENRO Tubod	32,657	32,657	100						
		PASu SIPLAS	982	982	100						
		<b>Surigao del Norte</b>	<b>2</b>	<b>2</b>	<b>100</b>	<b>100,000</b>	<b>94,310.00</b>	<b>76,564.20</b>	<b>94</b>	<b>81</b>	
		CENRO Tubod	1	1	100	50,000	50,000.00	47,864.20	100	96	
		PASu SIPLAS	1	1	100	50,000	44,310.00	28,700.00	89	65	
<b>Surigao del Norte</b>	<b>2</b>	<b>2</b>	<b>100</b>	<b>20,000</b>	<b>10,000.00</b>	<b>3,990.00</b>	<b>50</b>	<b>40</b>			
CENRO Tubod	1	1	100	10,000	10,000.00	9,040.00					
PENRO	1	1	100	10,000	10,000.00	3,990.00	100	40			
<b>Surigao del Norte</b>	<b>1</b>	<b>1</b>	<b>100</b>	<b>100,000</b>	<b>100,000.00</b>	<b>62,265.59</b>	<b>100</b>	<b>62</b>			
PENRO	1	1	100	100,000	100,000.00	62,265.59	100	62			


Activities/Projects (P/A/Ps)	Performance Indicators	Province/Municipality	PHYSICAL PERFORMANCE			FINANCIAL PERFORMANCE					Remarks(to include justification on low performance) 11	
			Annual Target	Accom	% Accom 5=(4/3)*100	Allotment	Obligation	Disbursement	% Budget Utilization Rate			
									Obligation BUR 9=(7/6)*100	Disbursement BUR 10=(8/7)*100		
(1)	(2)		(3)	(4)	(5)	(6)	(7)	(8)	(9)	(10)	(11)	
<b>'8.3 Acquisition of wifi internet</b>		<b>Surigao del Norte</b>	<b>2</b>	<b>1</b>		<b>20,000</b>						
		PENRO	1	1		10,000	10,000.00	1,349.00				
		CENRO Tubod	1			10,000	10,000					
		<b>Surigao del Norte</b>				<b>30,000</b>	<b>30,000.00</b>	<b>29,924.64</b>	<b>100</b>	<b>100</b>		
		PENRO				20,000	20,000.00	19,924.64	100	100		
		CENRO Tubod				10,000	10,000.00	10,000.00	100	100		
		<b>Surigao del Norte</b>				<b>39,000</b>						
		PENRO				23,000	23,000.00					
		CENRO Tubod				16,000	16,000.00					

Prepared and reviewed by:

  
ALMA S. ARCIGA  
PENRO Planning Officer III

  
CHRISTI J. SOBRECARAY  
Accountant-III

  
JOSEFINA M. AUXTERO  
Chief, Management Services


  
ROSENDO A. ASUNTO  
PENR Officer




**3. Other Mandatories**

<b>Surigao del Norte</b>				<b>2,000</b>				
PENRO				1,000	1,000.00			
CENRO Tubod				1,000	1,000.00	480.46		

Prepared and reviewed by:



**ALMA S. ARCIGA**  
PENRO Planning Officer III



**CHRISTI J. SOBRECARAY**  
Accountant-III



**JOSEFINA M. AUXTERO**  
Chief, Management Services



**ROSENDO A. ASUNTO**  
PENR Officer

PHYSICAL AND FINANCIAL PERFORMANCE FOR CY 2016  
**PENRO Surigao del Norte**


Programs/Project/Activity (PPA)	Performance Indicators	Province /Municipality	PHYSICAL PERFORMANCE			FINANCIAL PERFORMANCE					Remarks(to include justification on low performance) 11	
			Annual Target	Accomp	% Accom 5=(4/3)*100	Allotment	Obligation	Disbursement	% Budget Utilization Rate			
									Obligation BUR 9=(7/6)*100	Disbursement BUR 10=(8/7)*100		
(1)	(2)		(3)	(4)	(5)	(6)	(7)	(8)	(9)	(10)	(11)	
<b>MFO 3 Ecosystem Regulation Services</b> <b>A.03.g Enforcement of Laws, Rules &amp; Regulation</b> <b>A.03.g.3 Issuance of Protected Area Community-based Resource Mgt. Agreement Monitoring of Protected Areas, Wildlife, Coastal and Marine</b>		<b>Surigao del Norte</b> CENRO Tubod PENRO PASU SIPLAS				<b>368,000</b>						
						130,000	130,000.00	78,735.74	100	61		
						96,000	96,000.00	81,994.53	100	85		
						142,000	142,000.00	53,386.57	100	38		
		<b>Surigao del Norte</b>				<b>145,000</b>						
2. Compliance monitoring of permit holders	permit holders monitored with compliance monitoring report submitted to BMB (no.)	CENRO Tubod PENRO PASU-SIPLAS				7,000 91,000 47,000						
		<b>Surigao del Norte</b>	<b>12</b>	<b>12</b>	<b>120</b>	<b>12,000</b>	<b>1,010.00</b>	<b>1,010.00</b>	<b>8</b>	<b>100</b>		
3. Operation and Mobilization of Wildlife Traffic Monitoring Units	WEO mobilized (no.)	CENRO Tubod PASU-SIPLAS	7 5	7 5		7,000 5,000	7,000.00 5,000.00	1,364.00				
		<b>Surigao del Norte</b>	<b>4/48</b>	<b>4/48</b>	<b>100</b>	<b>88,000</b>	<b>88,000.00</b>	<b>61,287.40</b>	<b>100</b>	<b>70</b>		
		PENRO CENRO Tubod PASU-SIPLAS	3/36 1/12	3/36 1/12	100 100	7,000 59,000 22,000	7,000.00 59,000.00 22,000.00	4,345.00 48,410.00 8,532.40	100 100 100	62 82 39		
		<b>Surigao del Norte</b>	<b>2/8</b>	<b>2/8</b>	<b>100</b>	<b>50,000</b>	<b>50,000.00</b>	<b>14,418.85</b>	<b>100</b>	<b>29</b>		
		PENRO CENRO Tubod PASU-SIPLAS	1/4 1/4	1/4 1/4	100 100	25,000 25,000	25,000.00 25,000.00	14,418.85 18,994.17	100 100	58 58		


PHYSICAL AND FINANCIAL PERFORMANCE FOR CY 2016  
**PENRO Surigao del Norte**

Programs/Project/Activity (PPA)	Performance Indicators	Province /Municipality	PHYSICAL PERFORMANCE			FINANCIAL PERFORMANCE					Remarks(to include justification on low performance) 11
			Annual Target	Accomp	% Accom 5=(4/3)*100	Allotment	Obligation	Disbursement	% Budget Utilization Rate		
									Obligation BUR 9=(7/6)*100	Disbursement BUR 10=(8/7)*100	
(1)	(2)		(3)	(4)	(5)	(6)	(7)	(8)	(9)	(10)	(11)
<b>B. Issuance of Tenorial Instruments within Protected Area</b>											
2. Conduct of Monitoring of PCBRMA	GAD Performance Assessment cum exposure tour conducted/attended (no.)	Surigao del Norte				102,000					
		PENRO CENRO Tubod				11,000 91,000					
3. Conduct/ Attendance to GAD Performance	GAD Performance Assessment cum exposure tour conducted/attended (no.)	Surigao del Norte	5	5	100	100,000	100,000.00	37,509.53	100	38	
		PENRO PASu- SIPLAS	5	5	100	10,000 90,000	10,000.00 90,000.00	9,649.53 27,860.00	100 100	96 31	
<b>BUDGETARY IMPOSTIONS</b>											
1. Fixed Expenditure		Surigao del Norte				101,000	101,000.00	82,542.89	100	82	
		PENRO CENRO Tubod				68,000 33,000	68,000 33,000.00	68,000 14,542.89	100 100	100 44	
2. Contingency		Surigao del Norte				15,000	15,000.00				
		PENRO CENRO Tubod				10,000 5,000	10,000.00 5,000.00				

Prepared and reviewed by:

Approved by:

  
**ALMA S. ARCIGA**  
 PENRO Planning Officer III

  
**CHRISTI J. SOBRECARAY**  
 Accountant-III

  
**JOSEFINA M. AUXTERO**  
 Chief, Management Services

  
**ROSENDO A. ASUNTO**  
 PENR Officer